

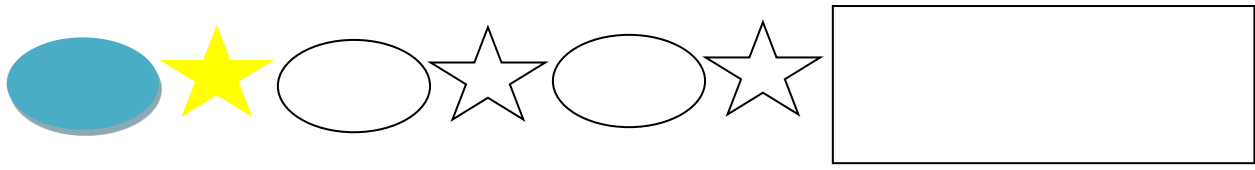


Patterning with shapes

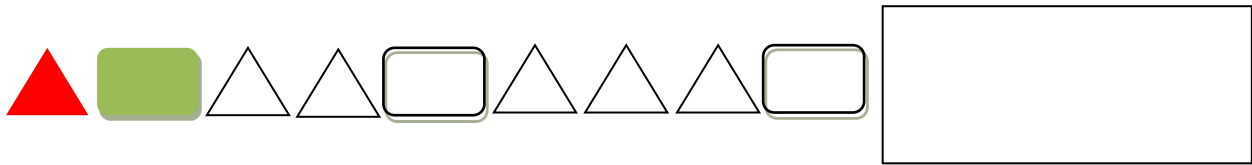


Tip for mom – revise all the colour and shape names with your child. Let your child use his / her finger to count the various shapes. Ensure that the pattern is copied and extended, making use of the colours indicated.

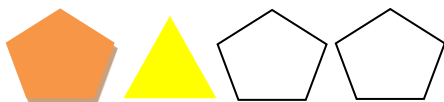
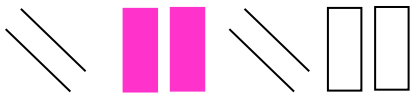


This is a repeating pattern. Can you guess what is next?



This is a growing pattern. Can you guess what is next?

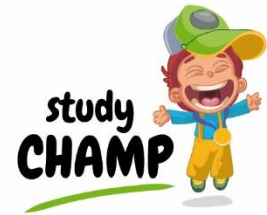


Complete the following patterns. Colour in the shapes to complete the patterns. Do you know which patterns are growing and which patterns are repeating?



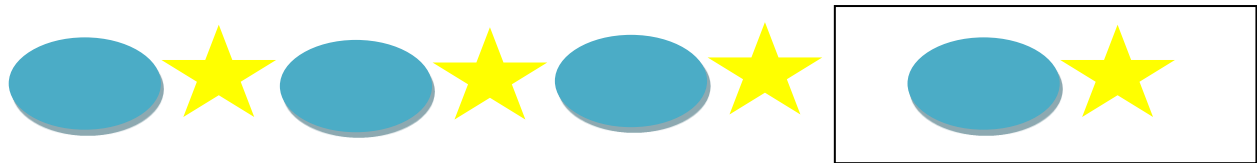


Patterning with shapes (Memo)




Tip for mom – revise all the colour and shape names with your child. Let your child use his / her finger to count the various shapes. Ensure that the pattern is copied and extended, making use of the colours indicated.

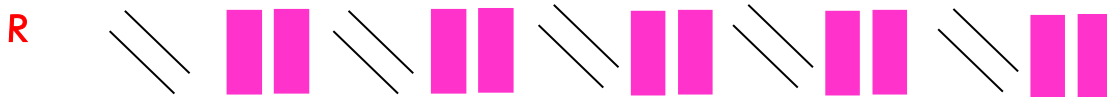

This is a repeating pattern. Can you guess what is next?



This is a growing pattern. Can you guess what is next?



Complete the following patterns. Colour in the shapes to complete the patterns. Do you know which patterns are growing and which patterns are repeating?



G = Growing pattern

R = Repeating pattern