



# Phonics workbook

## Consonants

### Grade 1

k - l - m - n - p - q - r






## Consonants

### The k-sound



Choose three different colours to trace the 'k' while saying it out loud. Can you think of any 'k' words?



#### Tip for mom:

Make different surfaces available for your child to practise making the respective letter. Examples of surfaces include: shaving cream against a mirror, sandpaper, wet and dry sand and chalk on the pavement.

Now it is your turn to practise making the 'k' letter. Circle your best letter.



Read the words in the yellow rectangle, then divide the words up into two groups. Underline all the words without a 'k'.

key    king    milk    pork    snake    kick    kite  
           desk    bag    glue    work

Words which start with a 'k' (example kind)

Words which end with a 'k' (example stock)




## Consonants

### The l-sound



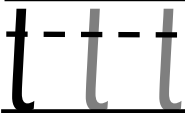
Choose three different colours to trace the 'l' while saying it out loud. Can you think of any 'l' words?



#### Tip for mom:

Make different surfaces available for your child to practise making the respective letter. Examples of surfaces include: shaving cream against a mirror, sandpaper, wet and dry sand and chalk on the pavement.

Now it is your turn to practise making the 'l' letter. Circle your two best letters.



Read the words in the blocks below. Can you think of words which rhyme with these words?

lick

lock

ladder

light

lie

lean

lips

leg

lorry

Think of two your own 'l' words and write a short sentence for each.



---




---



---

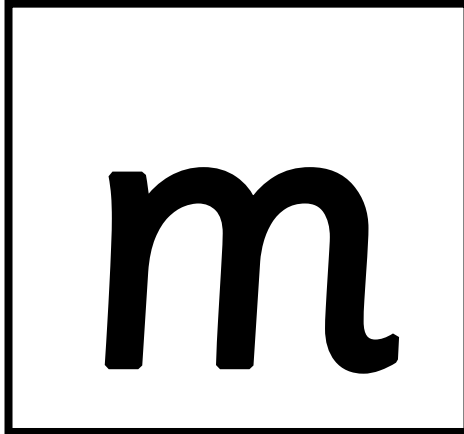


## Consonants

### The m-sound



Choose three different colours to trace the 'm' while saying it out loud.  
Can you think of any 'm' words?



#### Tip for mom:

Make different surfaces available for your child to practise making the respective letter. Examples of surfaces include: shaving cream against a mirror, sandpaper, wet and dry sand and chalk on the pavement.


Now it is your turn to practise making the 'm' letter. Circle your three best letters.

m m m

Read the short 'm' story, then underline all the m-words.

Mary's mother asked her to mow the lawn after she watched many movies at Mike's movie marathon. Mary moaned and groaned until Mark offered to do it. Mary had to bake him many double chocolate mouse muffins.

Choose any 'm' word from above, then draw a picture of the word in the block below.






## Consonants

### The n-sound



Choose three different colours to trace the 'n' while saying it out loud. Can you think of any 'n' words?



#### Tip for mom:

Make different surfaces available for your child to practise making the respective letter. Examples of surfaces include: shaving cream against a mirror, sandpaper, wet and dry sand and chalk on the pavement.

Now it is your turn to practise making the 'n' letter. Circle your two best letters.

n n n

Read the 'n' story below, then underline all the n-words in the story.

Natalie and Nicky are best friends since their first day of school. Both friends enjoy dancing and always does their very best at school. "Neat and tidy", "naughty and nice" is what the teachers call the two friends.

Answer the following questions about the 'n-story'.

How many "n" letters did you count in the story?

What are the girls' names?

What do the teachers call the two friends at school?

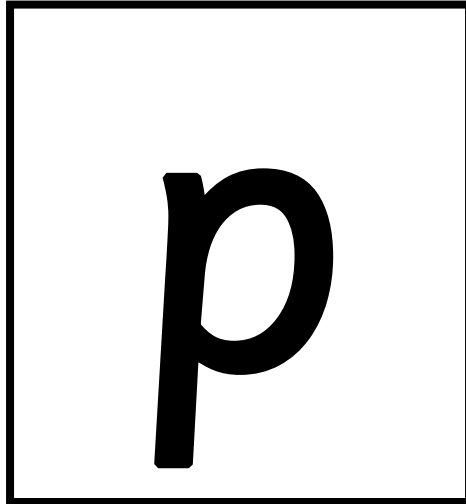


## Consonants

### The p-sound



Choose three different colours to trace the 'p' while saying it out loud. Can you think of any 'p' words?



#### Tip for mom:

Make different surfaces available for your child to practise making the respective letter. Examples of surfaces include: shaving cream against a mirror, sandpaper, wet and dry sand and chalk on the pavement.





Now it is your turn to practise making the 'p' letter. Circle your best letter.

p p p

Read the p-story below, then underline all the words which start with a 'p'.

Peter Pan loves to dance in purple pants. He believes it gives him special powers and makes him super fast. Poor Peter lost his cape and his purple boots. Can you help Peter get back his super powers again?

Think of four of your own p-words. Write them in the circles.






Consonants  
The q-sound

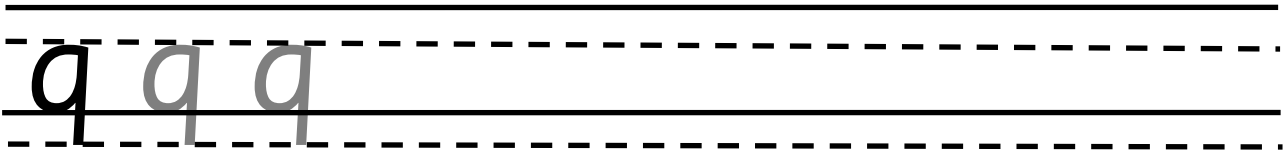


Choose three different colours to trace the 'q' while saying it out loud. Can you think of any 'q' words?



**Tip for mom:**  
Make different surfaces available for your child to practice making the respective letter. Examples of surfaces include: shaping cream against a mirror, sandpaper, wet and dry sand and chalk on the pavement

Now it is your turn to practice making the 'q' letter. Circle your two best letters.



Read the q-words below. Choose any three words to write a sentence about and draw a picture of

quite    question    quick    quack    quiet    quilt    queen  
What do you notice about the q-sound? It is always written as 'qu-'



\_\_\_\_\_

\_\_\_\_\_



\_\_\_\_\_

\_\_\_\_\_



\_\_\_\_\_

\_\_\_\_\_




## Consonants

### The r-sound



Choose three different colours to trace the 'r' while saying it out loud. Can you think of any 'r' words?



#### Tip for mom:

Make different surfaces available for your child to practise making the respective letter. Examples of surfaces include: shaving cream against a mirror, sandpaper, wet and dry sand and chalk on the pavement.

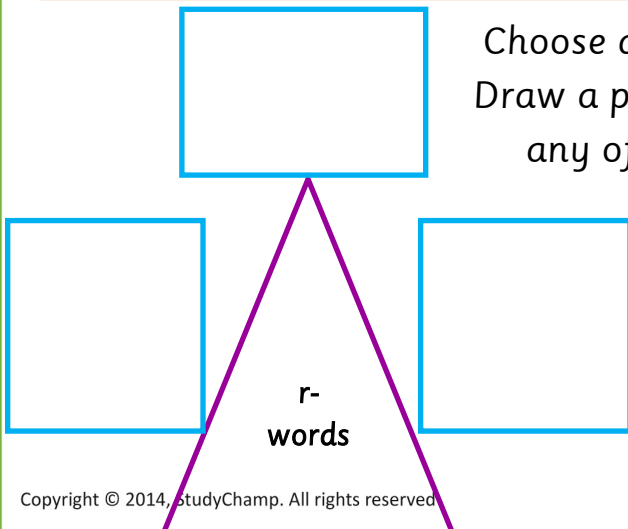
Now it is your turn to practise making the 'r' letter. Circle your two best letters.



Read the 'r' words below, then underline all the 'r' sounds in the words.

Rudolf red rug robot motor run water rock  
 fire rat ring horse cream birthday Thursday  
 umbrella church rocket Peter

Choose any three r-words from the box above.  
 Draw a picture of each word in the shapes. Use  
 any of these words and write a sentence.



\_\_\_\_\_

\_\_\_\_\_

\_\_\_\_\_



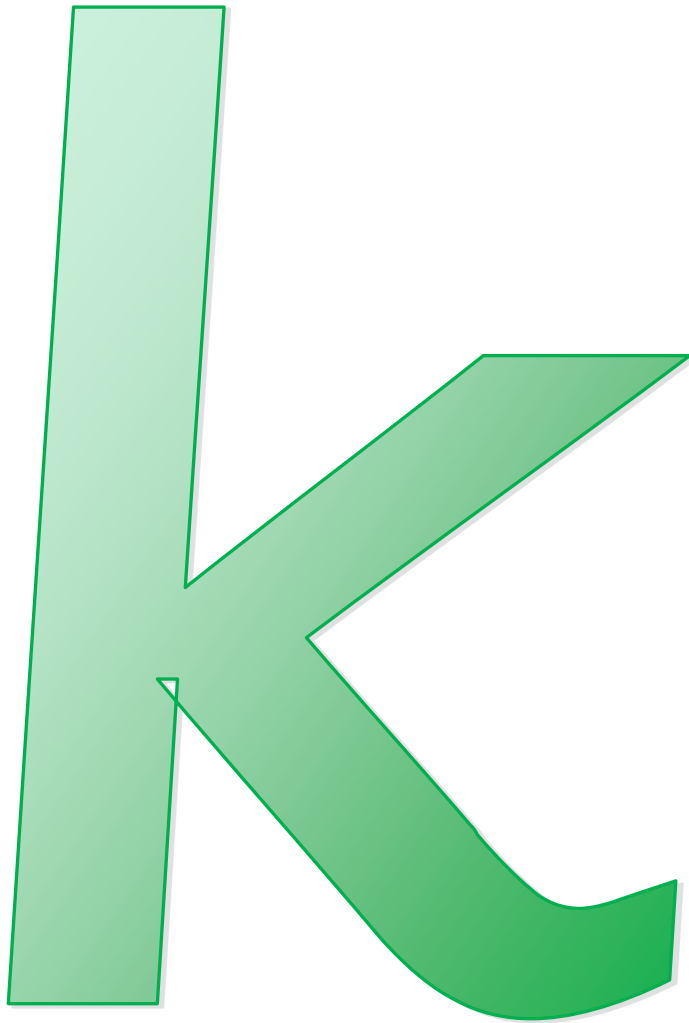


Practise your letters




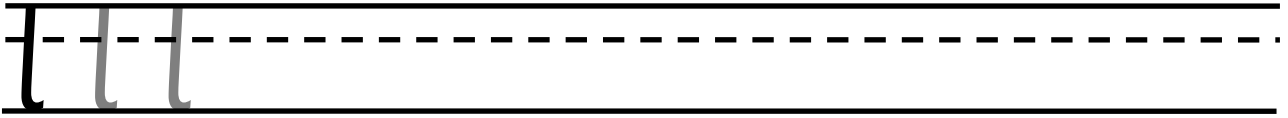
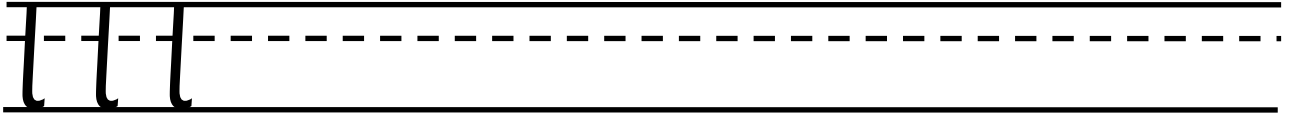
k k k

k k k





Practise your letters





Practise your letters



m m m

m m m






Practise your letters



n n n

n n n



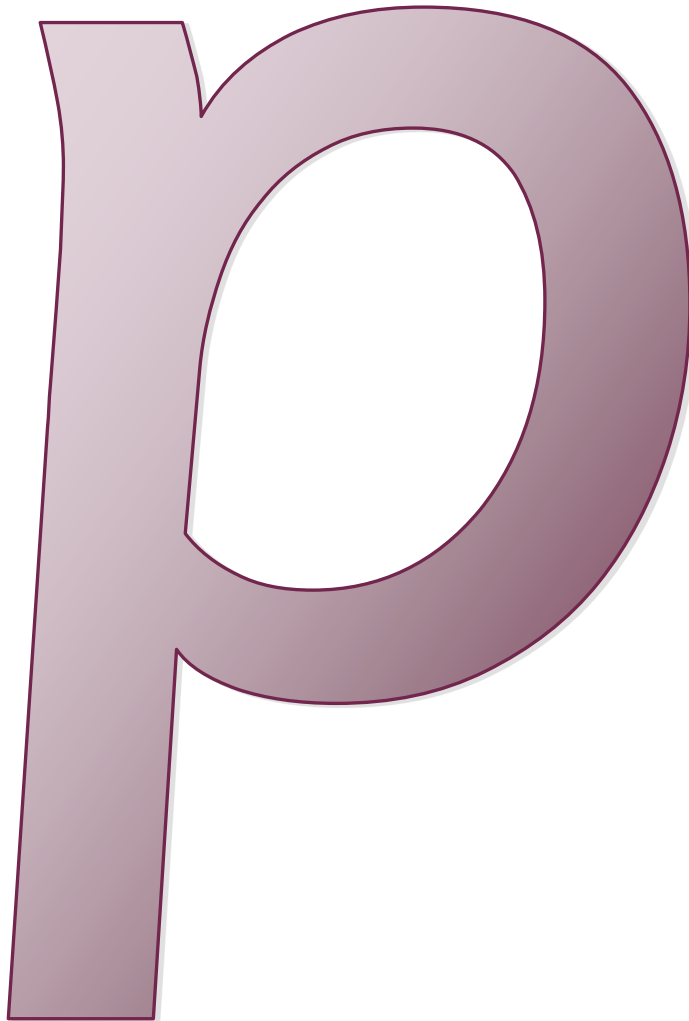


Practise your letters



p p p

p p p



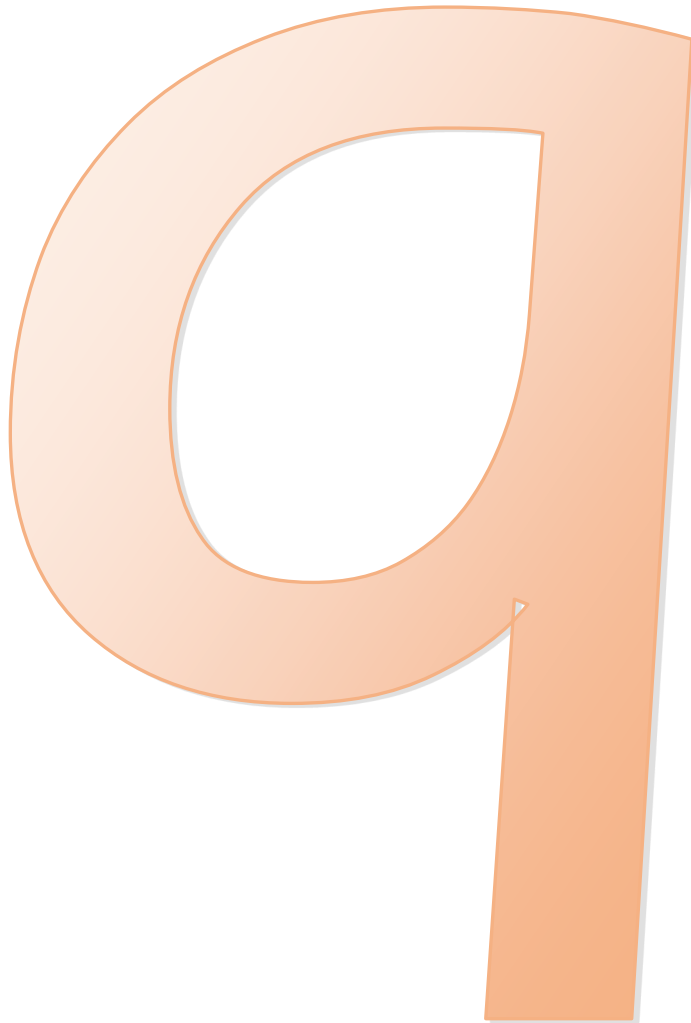


Practice your letters



q q q

q q q





Practise your letters



r r r

R r r

