



Phonics workbook

Consonants

Grade 1

b - c - d - f - g - h - j






Consonants

The b-sound



Choose three different colours to trace the 'b' while saying it out loud. Can you think of any 'b' words?



Tip for mom:

Make different surfaces available for your child to practise making the respective letter. Examples of surfaces include: shaving cream against a mirror, sandpaper, wet and dry sand and chalk on the pavement.

Now it is your turn to practise making the 'b' letter. Circle your best letter.

b - b - b

Read the words in the block below, then match them to the correct picture.
Rewrite the words on the lines provided.

ball

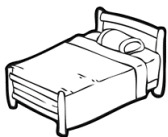
bed

bone

bat

bicycle

bear






Consonants

The c-sound



Choose three different colours to trace the 'c' while saying it out loud. Can you think of any 'c' words?




Tip for mom:

Make different surfaces available for your child to practise making the respective letter. Examples of surfaces include: shaving cream against a mirror, sandpaper, wet and dry sand and chalk on the pavement.

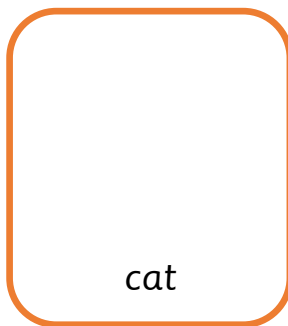
Now it is your turn to practise making the 'c' letter. Circle your two best letters.

C C C

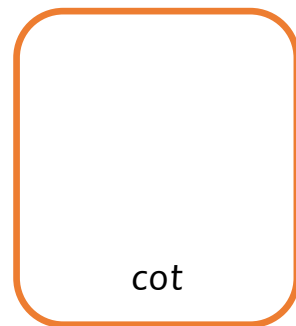
Read the words in the blocks below, then draw a picture of the word.



comb



cat



cot

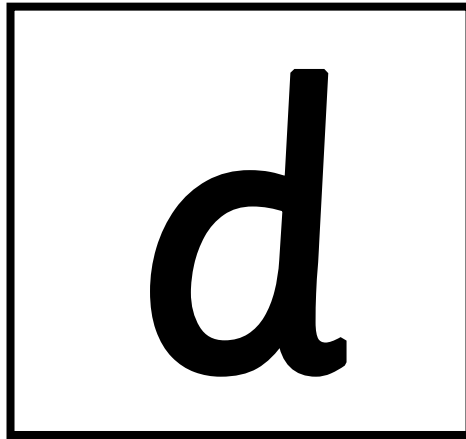
Think of as many words starting with 'c' then write it in the space provided.

Consonants

The d-sound



Choose three different colours to trace the 'd' while saying it out loud. Can you think of any 'd' words?



Tip for mom:

Make different surfaces available for your child to practise making the respective letter. Examples of surfaces include: shaving cream against a mirror, sandpaper, wet and dry sand and chalk on the pavement.




Now it is your turn to practise making the 'd' letter. Circle your three best letters.

d d d

Read the words in the block and underline the words in which you hear a 'd'.

train	duck	rain	drink	dive	diamond
do	rod	deck	cat	candle	bed
dress	door	truck	dog	dots	second

Choose any three 'd' words from above, then draw a picture of each word in the blocks below.



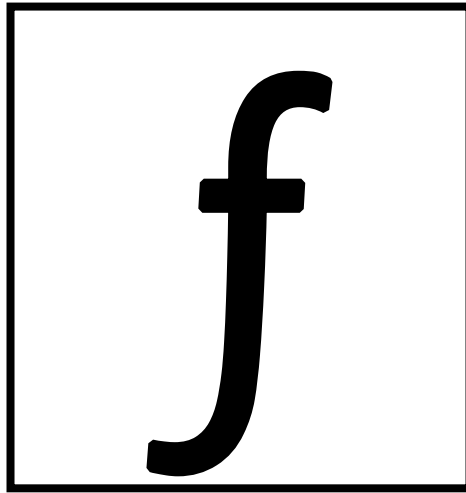


Consonants

The f-sound



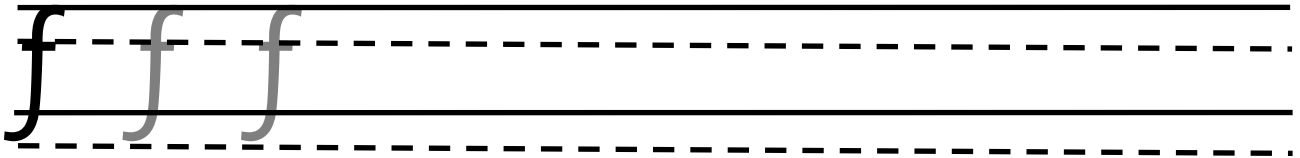
Choose three different colours to trace the 'f' while saying it out loud. Can you think of any 'f' words?



Tip for mom:

Make different surfaces available for your child to practise making the respective letter. Examples of surfaces include: shaving cream against a mirror, sandpaper, wet and dry sand and chalk on the pavement.




Now it is your turn to practise making the 'f' letter. Circle your two best letters.



Read the words in the block and underline the words in which you hear a 'f'.

first	three	four	five	fire	fun	fair
box	deck	egg	love	spider	fly	feet

Choose any three 'f' words from above, then draw a picture of each word in the blocks below.

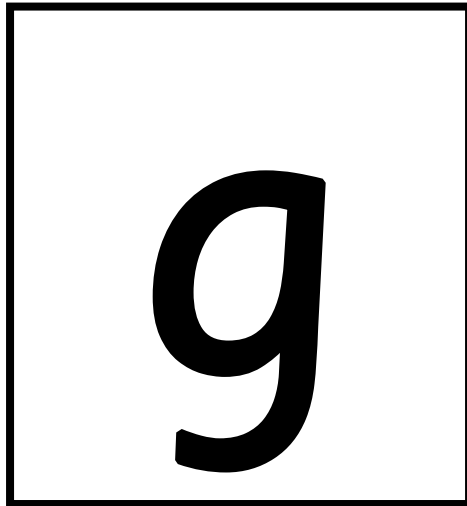




Consonants



Choose three different colours to trace the 'g' while saying it out loud. Can you think of any 'g' words?



Tip for mom:

Make different surfaces available for your child to practice making the respective letter. Examples of surfaces include: shaving cream against a mirror, sandpaper, wet and dry sand and chalk on the pavement.


Now it is your turn to practise making the 'g' letter. Circle your best letter.



Read the words in the block below, then match them to the correct picture.

gun girl gate goat pig glue leg gumboots

Rewrite the words on the line provided:



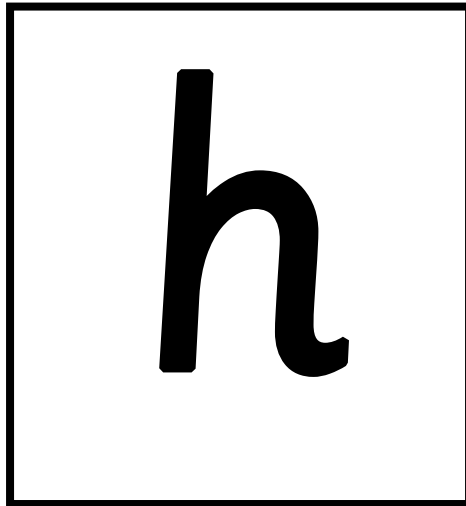


Consonants

The h-sound



Choose three different colours to trace the 'h' while saying it out loud. Can you think of any 'h' words?

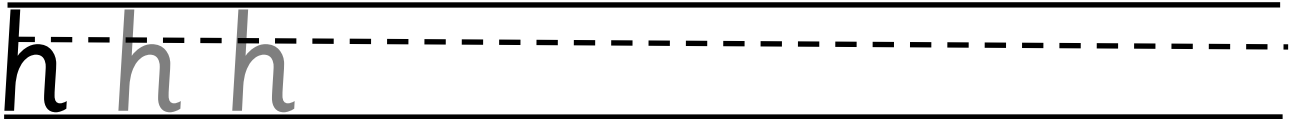


Tip for mom:

Make different surfaces available for your child to practise making the respective letter. Examples of surfaces include: shaving cream against a mirror, sandpaper, wet and dry sand and chalk on the pavement.

hammer hat hen house
heart horse

Now it is your turn to practise making the 'h' letter. Circle your three best letters.



Unscramble the words in the block below, then write them in the heart below.

hta hne hseou hmmare hrtea hroes






Consonants

The j-sound



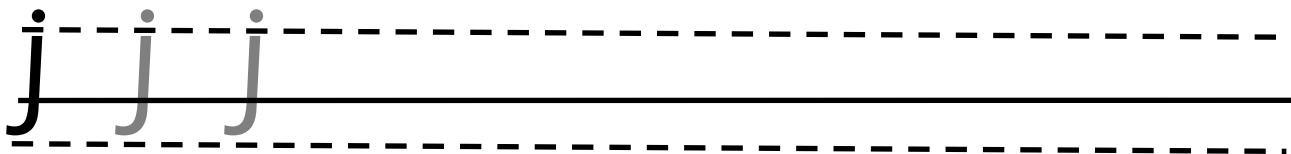
Choose three different colours to trace the 'j' while saying it out loud. Can you think of any 'j' words?



Tip for mom:

Make different surfaces available for your child to practise making the respective letter. Examples of surfaces include: shaving cream against a mirror, sandpaper, wet and dry sand and chalk on the pavement.



Now it is your turn to practise making the 'j' letter. Circle your two best letters.



Build your own 'j' words, by adding a 'j' in the open spaces. Choose two words to draw a picture of in the blue circles.

___ a m ___ u m p ___ i v e ___ u g ___ e t
 ___ a c k e t ___ a c k ** ___ o h n **

**Names of people





Practise your letters



b b b

b b b

b




Practise your letters



C C C

C C C





Practise your letters



d d d

d d d

d



Practise your letters



f f f

f f f

f



Practise your letters



g g g

g g g

g



Practise your letters



h h h

h h h

h



Practise your letters



j j j

j j j

