



Phonics workbook

Vowels

Grade 1

a - e - i - o - u






Vowels

The a-sound



Choose three different colours to trace the 'a' while saying it out loud.



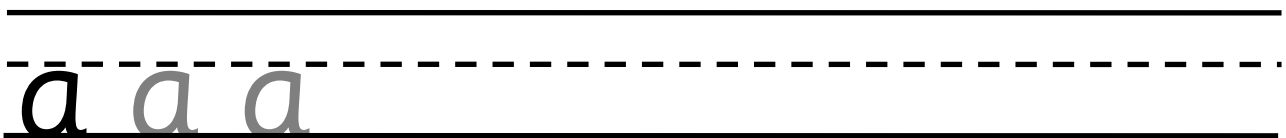
Tip for mom:

Make different surfaces available for your child to practise making the respective letter. Examples of surfaces include: shaving cream against a mirror, sandpaper, wet and dry sand and chalk on the pavement.




Look around for objects around you which start with an 'a'. Underline the words which start with an 'a' in the box below:

umbrella	ant	apple	anchor	egg
house	chair	table	banana	orange
eat	dog	ladder	hand	hat

Now it is your turn to practise making the 'a' letter. Circle your best letter.



Think of three words which start with an 'a', then draw the pictures in the boxes below.






Vowels

The e-sound



Choose three different colours to trace the 'e' while saying it out loud.



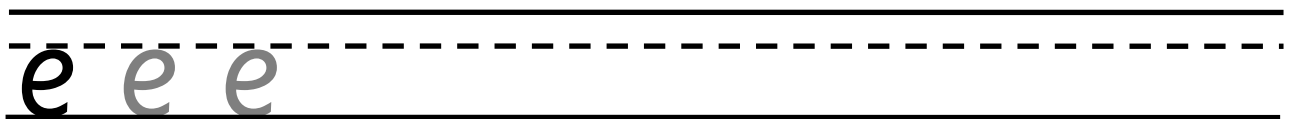
Tip for mom:

Make different surfaces available for your child to practise making the respective letter. Examples of surfaces include: shaving cream against a mirror, sandpaper, wet and dry sand and chalk on the pavement.

Cross out all the words which DO NOT start with an 'e':

elephant	egg	eagle	eat	anteater
giant	house	worm	flower	boat
cap	example	eager	lounge	cup

Now it is your turn to practice making the 'e' letter. Draw a square around your best letter.




Read the three words below, then underline the 'e' letter in each word.


Draw a picture of the word in the box:



desk



egg



snake




Vowels

The i-sound



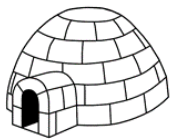
Choose three different colours to trace the 'i' while saying it out loud.



Tip for mom:

Make different surfaces available for your child to practise making the respective letter. Examples of surfaces include: shaving cream against a mirror, sandpaper, wet and dry sand and chalk on the pavement.

Look at the pictures, then fill in the 'i' in the correct place to spell the word in the picture:




__gloo



__c



ra__n




l_on



r__ng

Now it is your turn to practise making the 'i' letter. Circle your best letter:



Think of three words which start with an 'i', then draw the picture in the boxes below.






Vowels

The o-sound



Choose three different colours to trace the 'o' while saying it out loud.



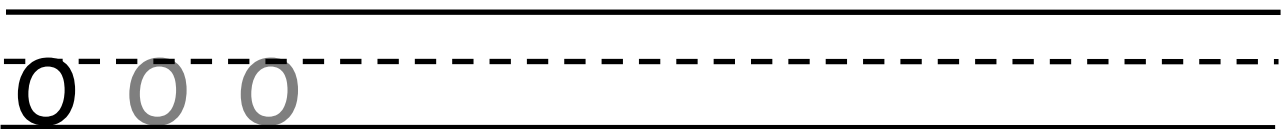
Tip for mom:

Make different surfaces available for your child to practise making the respective letter. Examples of surfaces include: shaving cream against a mirror, sandpaper, wet and dry sand and chalk on the pavement.

Read the words below, then underline all the 'o' letters in the words.

rock rod door roof to two window flower
more nose toe who cot ostrich orange on

Now it is your turn to practise making the 'o' letter. Circle your two best letters. Can you change an 'o' into a picture?



Choose any three words in the box above, then draw a picture of the word and write the word in the box:




Vowels

The u-sound



Choose three different colours to trace the 'u' while saying it out loud.



Tip for mom:

Make different surfaces available for your child to practise making the respective letter. Examples of surfaces include: shaving cream against a mirror, sandpaper, wet and dry sand and chalk on the pavement.

Read the words in the box below, then underline the words if you hear an 'u' sound.

cup	duck	ugly	drum	gun
run	sun	tub	rub	fun

Now it is your turn to practise making the 'u' letter. Circle your best letter.

u u u

Choose any three words in the box above, then draw a picture of the word and write the word in the box.






Practise your letters



o o o

o o o





Practise your letters



a a a

a a a

a



Practise your letters



e e e

e e e






Practise your letters



i i i

i i i





Practise your letters



u u u

u u u



Memo



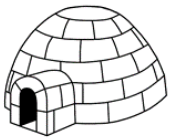
Page 3:

Cross out all the words which DO NOT start with an 'e'

elephant	egg	eagle	eat	anteater
giant	house	worm	flower	boat
cap	example	eager	lounge	cup

Page 4:

Look at the pictures, then fill in the 'l' in the correct place to spell the word in the picture




igloo



ice



rain



lion



ring

Page 5:

Read the words below, then underline all the 'o' letters in the words.

ro <u>ck</u>	ro <u>d</u>	do <u>or</u>	ro <u>of</u>	to <u>o</u>	two <u>o</u>	windo <u>w</u>	fl <u>ow</u> er
mo <u>re</u>	no <u>s</u> e	to <u>e</u>	wh <u>o</u>	co <u>t</u>	o <u>st</u> rich	o <u>r</u> ange	o <u>n</u>



Memo



Page 6:

Read the words in the box below, then underline the words if you hear an 'u' sound.

cup

duck

ugly

drum

gun

run

sun

tub

rub

fun