



# Phonics workbook

## Consonants

### Grade 1

s - t - v - w - x - y - z






## Consonants

### The s-sound



Choose three different colours to trace the 's' while saying it out loud. Can you think of any 's' words?



#### Tip for mom:

Make different surfaces available for your child to practise making the respective letter. Examples of surfaces include: shaving cream against a mirror, sandpaper, wet and dry sand and chalk on the pavement.

Now it is your turn to practise making the 's' letter. Circle your best letter.

S S S

Read the words in the yellow rectangle, then divide the words up into two groups. Underline the words which do not have a 's' in.

nest	nose	four	six	seven	eight	hand
sea	house	door	slide	star	sun	sing
	snake	sweets	octopus	ostrich		

Words which start with a 's'  
(example star)

Words which end with a 's'  
(example sweets)

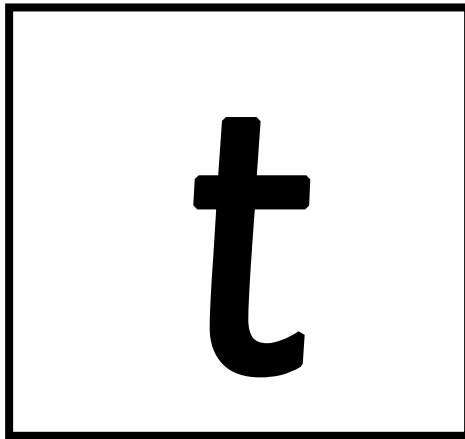


## Consonants

### The t-sound



Choose three different colours to trace the 't' while saying it out loud. Can you think of any 't' words?



#### Tip for mom:

Make different surfaces available for your child to practise making the respective letter. Examples of surfaces include: shaving cream against a mirror, sandpaper, wet and dry sand and chalk on the pavement.

Now it is your turn to practise making the 't' letter. Circle your two best letters.

t t t

Read the words in the blocks below. Can you think of words which rhyme with these words?

tick  
toe  
test  
touch  
basket

biscuits  
train  
tail  
tall  
nest

tree  
tank  
tent  
tiger  
time

Think of two of your own 't' words and write a short sentence for each.




## Consonants

### The v-sound



Choose three different colours to trace the 'v' while saying it out loud. Can you think of any 'v' words?



#### Tip for mom:

Make different surfaces available for your child to practise making the respective letter. Examples of surfaces include: shaving cream against a mirror, sandpaper, wet and dry sand and chalk on the pavement.


Now it is your turn to practise making the 'v' letter. Circle your three best letters.



Read the short 'v' story, then underline all the v-words.

Vicky the Viking loved putting freshly cut violets into various vases. Her sister, Vanessa, played the violin very well. Vera, the girls' mother, drove a very old van. She kept a vulture called Vincent in a cage. Vicky and Vanessa loved going on vacation with Vera.

Choose any three 'v' words from above, then draw a picture of each word in the blocks below.






## Consonants

### The w-sound



Choose three different colours to trace the 'w' while saying it out loud.  
Can you think of any 'w' words?



#### Tip for mom:

Make different surfaces available for your child to practise making the respective letter. Examples of surfaces include: shaving cream against a mirror, sandpaper, wet and dry sand and chalk on the pavement.

Now it is your turn to practise making the 'w' letter. Circle your two best letters.

W W W

Read the 'w' story below, then underline all the w-words in the story.

In the woods lived the evil witch with her wicked son Wilfred.  
Whenever she wanted whale soup, she sent Wilfred to the sea. He  
searched for whales, but instead found a lot of wet seaweed that would  
make a wonderful soup!

Answer the following questions about the 'w-story'.

How many 'w'  
letters did you count in  
the story?

Where did the witch live?

What was her favourite  
dish?




## Consonants

### The x-sound



Choose three different colours to trace the 'x' while saying it out loud. Can you think of any 'x' words?



#### Tip for mom:

Make different surfaces available for your child to practise making the respective letter. Examples of surfaces include: shaving cream against a mirror, sandpaper, wet and dry sand and chalk on the pavement.


Now it is your turn to practise making the 'x' letter. Circle your best letter.

x x x

Can you say the following words?

ox      six      mix      wax      fox      axe      box      fix      pox

Choose two words to draw a picture of and two other words to write a short sentence with.




---

---

---

---

---

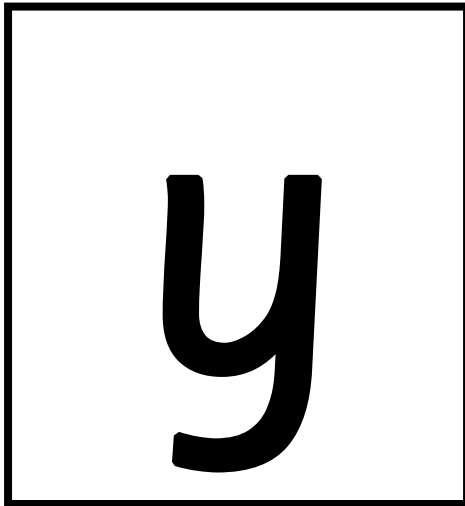


## Consonants

### The y-sound



Choose three different colours to trace the 'y' while saying it out loud. Can you think of any 'y' words?



#### Tip for mom:

Make different surfaces available for your child to practise making the respective letter. Examples of surfaces include: shaving cream against a mirror, sandpaper, wet and dry sand and chalk on the pavement.

Now it is your turn to practise making the 'y' letter. Circle your two best letters.

y y y

Read the y-words below. Choose any three words to write a sentence with.

yacht

yam

yo-yo

yes

yellow

yesterday

today

why

you

your

you're



\_\_\_\_\_



\_\_\_\_\_



\_\_\_\_\_




## Consonants

### The z-sound



Choose three different colours to trace the 'z' while saying it out loud. Can you think of any 'z' words?



#### Tip for mom:

Make different surfaces available for your child to practise making the respective letter. Examples of surfaces include: shaving cream against a mirror, sandpaper, wet and dry sand and chalk on the pavement.

Now it is your turn to practise making the 'z' letter. Circle your two best letters.

z z z

Read the 'z' words below, then underline all the 'z' sounds in the words.

zero

zap

zip

zebra

zig-zag



Choose any "z" word from the box above. Draw a picture of the word in the square, then write a short sentence with the word.

---



---



---



---



Practise your letters



S S S

S S S





Practise your letters



t t t

t t t





Practise your letters



v v v

v v v

V



Practise your letters



W W W

W W W






Practise your letters



x x x

x x x





Practise your letters



y y y

y y y

u



Practise your letters



Z Z Z

Z Z Z

